

Hose Reel 884

Heavy duty hose reel for air, water, oil, diesel and grease.



Heavy duty hose reel for air, water, oil, diesel and grease. Suitable for long and heavy hoses. Made of epoxy coated die cast aluminium. Ball bearings in drum and swivel.

- Fully protected inner mechanisms
- Strong, durable and highly corrosion resistant
- Adjustable outlet arm minimizes friction
- Easy service and cleaning.

Product name	Hose Reel 884
Material recycling (%)	100
Connection hose length (m)	1
Colour	Space blue / Blue
Weight (kg)	31,5



Hose Reel 884

Type of hose ¹	Media	Delivered with hose	Distribution hose length (m)	Diameter, connection hose (mm)	Distribution hose diameter (mm)	Max working pressure (Mpa)	Max hose length	Note	Model
	Oil	No			12.5	7,5	30	For 12,5 mm hose	30813584*
	Oil	No			25	5	10	For 25 mm hose	30813384**
J	Grease	Yes	25	6	6	35			30813284
	Compressed air ,Water	No			12.5	1,5	20	For 12,5 mm hose	30810184*
D	Compressed air ,Water	Yes	20	12.5	12.5	1,5			30810284
	Compressed air ,Water	No			19	1,5	15	For 19 mm hose	30810384***
D	Compressed air ,Water	Yes	15	19	19	1,5			30810484
	Compressed air ,Water	No			25	1,5	10	For 25 mm hose	30810584**
D	Compressed air ,Water	Yes	10	25	25	1,5			30810684
E	Water ,Food	Yes	20	12.5	12.5	2			30810884
E	Water ,Food	Yes	15	19	19	2			30811284
E	Water ,Food	Yes	10	25	25	2			30811484
	Water high pressure	No			10	25	25	For 10 mm hose	30811584****
	Oil	No			12.5	10	20	For 12,5 mm hose	30811784*
I	Oil	Yes	20	12.5	12.5	7,5			30811884
	Oil	No			19	5	15	For 19 mm hose	30812184***
I	Oil	Yes	15	19	19	5			30812284
	Diesel	No			19	5	17	For 19 mm hose	30814584***
B	Compressed air ,Water	Yes	10	25	25	5			30813484
I	Oil	Yes	30	12.5	12.5	7,5			30813684
		No			19	1,5	15	Without swivel. For 25 mm hose diameter max 10m hose length	30825584*****
	Compressed air ,Water	No				1,5	30	For 12,5 mm hose	30817384*
D	Compressed air ,Water	Yes	30	12.5	12.5	1,5			30817484
G	Water high pressure	Yes	25	10	10	25			30811684
		No					20	Without swivel	30817784*****

*For 12,5 mm hose

**For 25 mm hose

***For 19 mm hose

****For 10 mm hose

*****Without swivel. For 25 mm hose diameter max 10m hose length

*****Without swivel


















¹ See table below

Hose type	Specification	Temperature range, °C	Hose fittings in free hose end, distribution hose	Hose fitting on free hose end, inlet hose	Hose connection on reel, distribution hose	Hose connection on reel, inlet hose
J	Cover and inner tube in syntetic, oil resistant rubber. Double steel braid	-40 - 100		Female 60° cone, chrome plated	Male 60° cone	Male 60° cone
D	Cover in NBR/PVC and inner tube in NBR. Synthetic textile braid	-30 - 100			Hose nipple + clip	Hose nipple + clip
E	Cover in NBR/PVC and inner tube in food grade quality NBR. Synthetic textile braid	-30 - 100		Female 60° cone, chrome plated	Male 60° cone	Male 60° cone
I	Cover and inner tube in SBR based rubber. Single steel braid	-40 - 100		Female 60° cone, chrome plated	Male 60° cone	Male 60° cone
B	Cover in NBR/PVC and inner tube in NBR. Synthetic textile braid	-30 - 100			Hose nipple + clip	Hose nipple 1/2" + clip

Hose Reel 884

G	Cover and inner tube in synthetic rubber. Single steel braid	-40 - 155		Female 60° cone, chrome plated	Male 60° cone	Male 60° cone
---	--	-----------	--	--------------------------------	---------------	---------------

Hose Reel 884

Accessory		Part No
	Roller guide.	30341550
	Water gun in chromium plated brass	30400110
	Water gun in stainless steel	30400210
	Watergun EX	30400211
	High temperature water gun	30400310
	Air gun, standard.	30410110
	Swivelling coupling 3/8(m)-3/8(m)HP	30431310
	Swiv. coupling 3/8(m)-3/8(m) HP SS	30431410
	Swivl. coupl. 1/2(m)-3/8(f) brass	30431510
	Swivl.coupl. 1/2(m)-1/2(f) brass	30431610
	Swivel coupling 1/2(m)- 3/4 (f) bra	30431710
	Swivl. coupl. 1/2(m)-3/8(f) SS	30431810
	Swivl coupl. 1/2(m)-1/2(f) SS	30431910
	Swivl.coupl. 1/2(m)-3/4(f) SS	30432010
	Pivoting Wall bracket FZB	30373667
	inlet kit for hose reel 1/2" with ball valve	30511550
	inlet kit for hose reel 3/8" with ball valve 3/8", 3/8"-3/8" adapter and 1/4" - 3/8" adapter.	30511650
	Inlet kit for hose reel 1/2" with ball valve 1/2", 1/2" adapter, 1/2"-1/2" nipple and hose clamp	30511750

Hose Reel 884

