

Hose Reel 889

Medium sized open hose reel.



Fitted with slightly larger drums and therefore are able to take longer hoses than Series 888. Thanks to the open design, the reels are very easy to service, maintain and keep clean. Can be installed on wall or on the ceiling.

- Outlet position can be adjusted through 120° for optimum pull-out and pull-in angle.
- Spring power can easily be adjusted from the outside.
- Ratchet easily disengaged when required.

Product name	Hose Reel 889
Connection hose length (m)	1
Note	AdBlue



Hose Reel 889

Image	Type of hose	Media	Delivered with hose	Colour	Distribution hose length (m)	Diameter, connection hose (mm)	Distribution hose diameter (mm)	Max working pressure (Mpa)	Weight (kg)	Max hose length	Model
		Compressed air ,Water	No	Black drum / Blue arm			10	1,5	11	20	30800589
	B	Compressed air ,Water	Yes	Black drum / Blue arm	20	12.5	10	1,5	16		30800689
		Compressed air ,Water	No	Black drum / Blue arm			12.5	1,5	11	15	30800789
	B	Compressed air ,Water	Yes	Black drum / Blue arm	15	12.5	12.5	1,5	16		30800889
	E	Food	Yes	Black drum / Blue arm	15	12.5	12.5	2	16		30801089
		Oil	No	Black drum / Blue arm			12.5	7,5	11	15	30801589
	I	Oil	Yes	Black drum / Blue arm	15	12.5	12.5	7,5	16		30801689
		Water high pressure	No	Black drum / Blue arm			10	25	11	18	30801789
	G	Water high pressure	Yes	Black drum / Blue arm	18	10	10	25	16		30801889
	I	Oil	Yes	Black drum / Blue arm	20	12.5	12.5	7,5	16		30802489
	M		Yes	Black drum / Blue arm	12		15	1	16		30803089*
	I	Oil	Yes	Black drum / White arm			12,5	7,5	16		30804489
	M	Compressed air ,Water	Yes	Black drum / White arm	15	12.5	12.5	1,5	16		30804889
	M	Compressed air ,Water	Yes	Black drum / White arm	20	12.5	10	1,5	16		30851089
								25			30821189



















*AdBlue

Hose Reel 889

¹ See table below

Hose type	Specification	Temperature range, °C	Hose fittings in free hose end, distribution hose	Hose fitting on free hose end, inlet hose	Hose connection on reel, distribution hose	Hose connection on reel, inlet hose
B	Cover in NBR/PVC and inner tube in NBR. Synthetic textile braid	-30 - 100			Hose nipple + clip	Hose nipple 1/2" + clip
E	Cover in NBR/PVC and inner tube in food grade quality NBR. Synthetic textile braid	-30 - 100		Female 60° cone, chrome plated	Male 60° cone	Male 60° cone
I	Cover and inner tube in SBR based rubber. Single steel braid	-40 - 100		Female 60° cone, chrome plated	Male 60° cone	Male 60° cone
G	Cover and inner tube in synthetic rubber. Single steel braid	-40 - 155		Female 60° cone, chrome plated	Male 60° cone	Male 60° cone
M	Cover in CR and inner tube in NBR. Synthetic textile braid. Electrically conductive	-30 - 80		Female 60° cone, stainless steel	Male 60° cone	Male 60° cone

Hose Reel 889

	Accessory	Part No
	Roller guide.	30341550
	Pivoting bracket.	30372407
	Water gun in chromium plated brass	30400110
	Water gun in stainless steel	30400210
	Watergun EX	30400211
	High temperature water gun	30400310
	Air gun, standard.	30410110
	Swivelling coupling 3/8(m)-3/8(m)HP	30431310
	Swiv. coupling 3/8(m)-3/8(m) HP SS	30431410
	Swivl. coupl. 1/2(m)-3/8(f) brass	30431510
	Swivl.coupl. 1/2(m)-1/2(f) brass	30431610
	Swivel coupling 1/2(m)- 3/4 (f) bra	30431710
	Swivl. coupl. 1/2(m)-3/8(f) SS	30431810
	Swivl coupl. 1/2(m)-1/2(f) SS	30431910
	Swivl.coupl. 1/2(m)-3/4(f) SS	30432010
	Inlet kit for hose reel 1/2" with ball valve	30511550
	Inlet kit for hose reel 3/8" with ball valve 3/8", 3/8"-3/8" adapter and 1/4" - 3/8" adapter.	30511650
	Inlet kit for hose reel 1/2" with ball valve 1/2", 1/2" adapter, 1/2"-1/2" nipple and hose clamp	30511750

Hose Reel 889

